

goodnature®



GUIDE

trapping rats & mice

Ⓢ automatic

Ⓞ non-toxic

Ⓜ humane

gallagher.eu/goodnature

WHY IS IT NECESSARY TO KILL RATS & MICE?

THEY DAMAGE HOMES & GARDENS

Rats and mice like to chew on cables, which can cause a lot of damage in the house, or in the worst case even start a fire. They also chew on furniture and wood. In addition, they are constantly looking for food and eat practically anything.

Rats and mice can cause damage in your garden in various ways, for example by eating fruit and vegetables and chewing on doors and cables. They also damage your lawn by digging holes and tunnels.

THEY CAN CARRY DISEASE

Rats and mice can carry diseases such as hantavirus, leptospirosis, Bubonic Plague and rat bite fever. They can host fleas and ticks that can carry lyme and other diseases.

RODENT CONTROL METHODS

Goodnature believes that rats and mice deserve an instant and painless death. Sadly, some of the most common ways to kill rats and mice are incredibly cruel. Glue traps are a cruel way to end a rodent's life and poisons result in a slow, painful death and exposes pets, other wildlife and children to the risk of harm. Every year vets treat thousands of pets for rodent poisoning.

Goodnature has trapped millions (seriously, millions) of rats and mice and have collected the knowledge of what it takes to achieve success as highlighted in this guide.



RATS & MICE CAN...

- **Damage your home or business**
- **Carry diseases**
- **Reproduce rapidly**
- **Start fires by chewing through wires**
- **Contaminate food & countertops**

TRAPPING RATS

NEOPHOBIA - A FEAR OF ANYTHING NEW

Rats are neophobic — they are afraid of anything they have not seen, smelled or tasted before. For example, when a rat encounters a new food source, they will only try a tiny amount to see if it makes them sick. If it does, they'll never eat it again. A trap is something new to the rat and they will initially fear it. This is why it can take several days or even weeks to trap a rat. To combat this there are several things you can do.

DID YOU KNOW?

Rats will smell each other's breath to find out what foods are in the area and if they are safe to eat.



TRAPPING PRO TIPS

ELIMINATE FOOD COMPETITION

Try to find out what the rats are eating. This food source is competition to your bait and trap. The best thing you can do is eliminate the food source all together. For example, if rats are in a chicken coop — clean up all of the uneaten feed and store it somewhere the rats cannot get. Rats are much more likely to try something new if they are hungry.

USE A CAMERA

Every trapping site is different and using what you learn from a camera can be crucial. Using a camera helps you track rat movements around your trap. This is a great way to understand what's going on and how to improve.

PRE-FEED NEAR YOUR TRAP

Because the rat is afraid of your trap and bait, it is best to pre-feed your trap site. That means you should put bait by itself around the trapping area, so rats can discover it and become comfortable with it as a food source. This way, when it finds the bait in the trap it will be more likely to go for it.

Pre-feeding is like the sample counter at the grocery store — a proven marketing strategy on people and rats!



HOW TO PRE-FEED

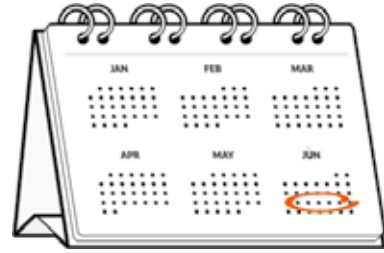


1. LURE THEM IN

Place small dots of bait around the entrance of your trapping area. This increases the food available to rats and mice.

3. STOP PRE-FEEDING

Now the only way your animals can access the lure is by entering your trap.



2. REPEAT THE PROCESS

Repeat this for five days. This builds their preference for the bait and gets them in the habit of visiting the trap(s) to eat.

Any external food source is competition to your bait and trap!



Rodent Detector Cards

Article number 483025



Our Rodent Detector Cards help you think like a rat. It's important that you assess - don't guess - where to position your A24 Trap. The detector cards show you where rats and mice in your area feel safe to eat, therefore where you need to install your trap. This might be somewhere different from where you've seen or heard them. The cards contain our long-life lure for rats and mice. By checking out the bite marks on the cards after a few nights, you'll know where your pests are eating and exactly where to position your trap.

TRY A DIFFERENT BAIT



GIVE THEM WHAT THEY WANT

If you know that rats are getting into the dog food, chicken coop, horse feed or any other food source, you can try to make bait from it. Home-made bait will usually work for a few days; it will need to be regularly refreshed.

Rat & Mouse Lure Pouch Chocolate

Article number 755015 (10)



Pre-feed lure encourages rats and mice toward your trap and away from any competing food sources making your trap irresistible whenever a pest shows up to check it out. Because our lures are totally toxin free there's no-risk of secondary poisoning. Making them safe to use around pets, wildlife and children. The nut butter lure is an artificial nut based lure which takes away the usual allergen risks associated with regular peanut butter.

Pre-feeding around your trap also gives resident rodents a taste of the lure that's inside your trap, encouraging them to stick their head up into the trap to try to get some more from your Automatic Lure Pump.

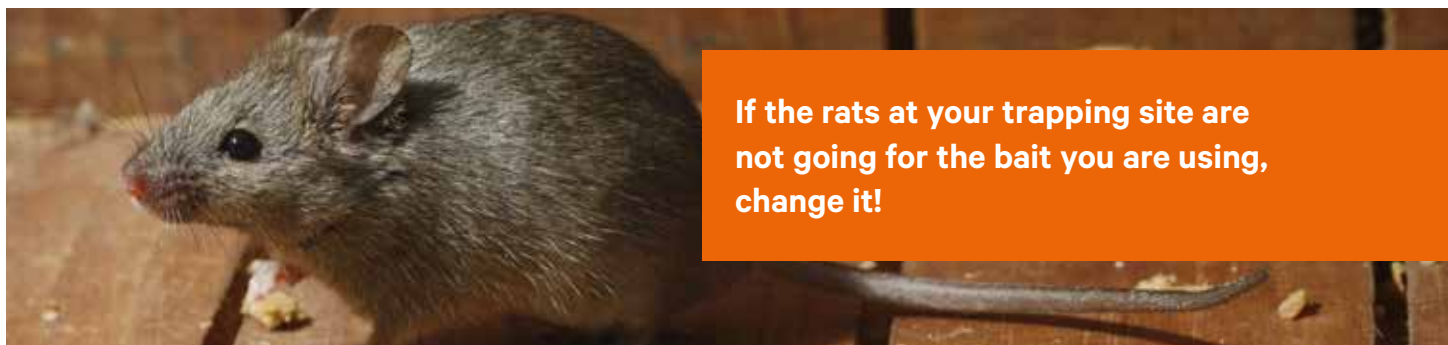
Rat & mouse lure pouch Nut butter

Article number 483117 (10)

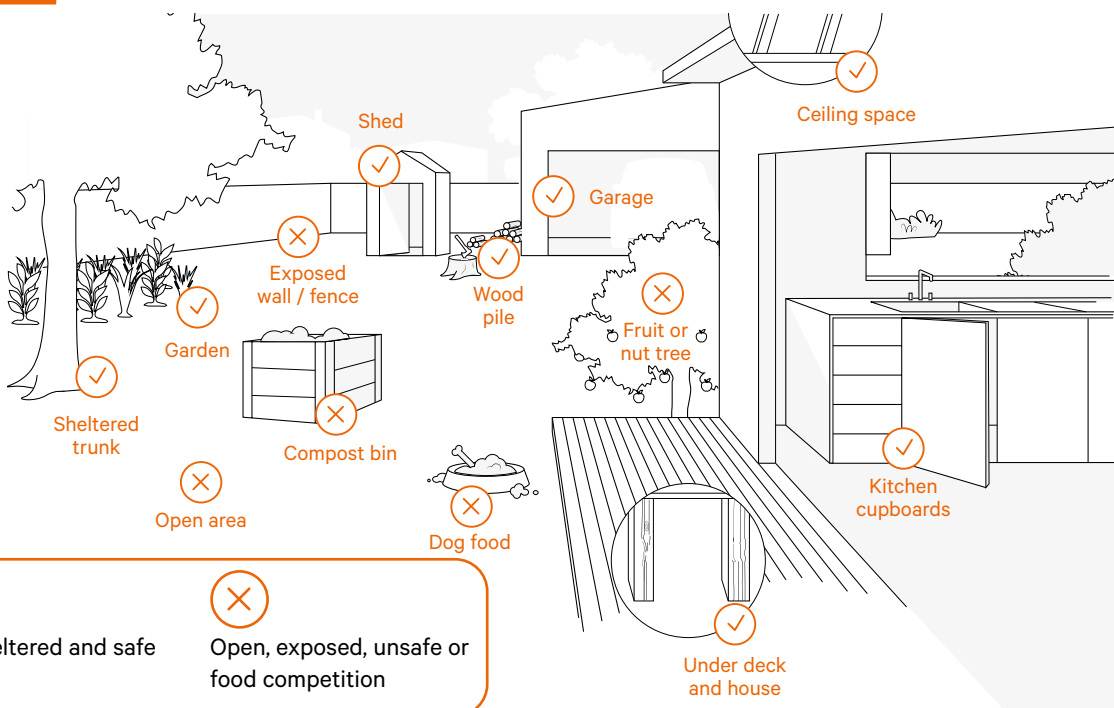


Find out which lure works best for your place.

According to our field trials, all of our lures are equally effective when it comes to attracting those pesky pests into the A24. But, if you want to try something new, have a preference for one flavour over the other or you think the resident rodents at your place might like another one better, give Chocolate lure a go.



LOCATION, LOCATION, LOCATION!



TRAPPING MICE

EASIER THAN TRAPPING RATS

The House Mouse is the most common species of mouse in Europe. While they are easier to catch than rats, they reproduce quicker, and they go unnoticed longer. So often a homeowner will have many — even dozens of mice by the time they discover one.

A mouse is likely to create its home close to a food source. Mice like the kitchen or beneath the sink or in the walls. They also like being cozy and will make their nests on fibrous, soft materials like dry grass, old clothing, and papers.

TRAPPING MICE

PRE-FEED YOUR TRAP

It is best to pre-feed your trap site. That means you should put bait by itself around the trapping area, so mice can discover it and become comfortable with it. This way, when it finds the bait in the trap, it will be more likely to go for it.

SET MULTIPLE TRAPS

Because mice are usually numerous, it is important to set many individual traps, or to use an automatic trap that will kill many mice in a single night.

COMMON RAT & MOUSE SPECIES

RATS



Brown Rat a.k.a. Norwegian Rat (*Rattus norvegicus*)

Norway rats are larger than most other types of rats, ranging anywhere from 10 to 20 inches total, including the tail. They can weigh as much as a pound. Norway rats are omnivores and will eat nearly anything they can get their paws on. This includes small birds, eggs, all types of plants and small invertebrates.

Black Rat a.k.a. Roof Rat (*Rattus rattus*)

Darker than brown rats, they are usually about 5 to 7 inches long, with a tail that measures up to 8 inches. They can weigh up to half a pound. Despite being known as black rats, they can also be medium or light brown in color and have a lighter underside. Their fur is usually scraggly. Black rats are omnivores as well and eat a wide variety of foods, including seeds, fruit, stems, leaves, insects, and small animals such as birds. They're especially drawn to food left out for dogs and cats.

MICE



House Mouse (*Mus musculus*)

1-4 inches in length, including its tail with weight ranging between 0.4 and 1 ounces. They may be gray, brown, or even white in color, and have a triangular snout with long whiskers. A mouse also has a floppy, large ear, and a thin, hairy, long tail. They exist across North America and can survive up to 6 years, though the majority live for a year. The house mouse is timid, social, nocturnal, and territorial. They are much easier to catch than their rat cousins.

DID YOU KNOW?

Contrary to popular belief, cheese is not mice's favorite food! They prefer grains, chocolate, seeds, dry pet foods, and fruits.



DON'T STOP TRAPPING

Never stop trapping! Once you clear out the pests you have, set up a trap with a long life bait that catches the next mouse to come along.

USE A CAMERA

Every trapping site is different and using what you learn from a camera can be crucial. Using a camera helps you track rat movements around your trap. This is a great way to understand what's going on and how to improve.

THE A24 TRAPPING KIT


YOUR COMPLETE TRAPPING SOLUTION

The Goodnature A24 Home Trapping Kit is an automatic, non-toxic, safe, and easy to use trap that gives you constant control of your rat and mouse problem. No more checking and resetting traps, it resets automatically, 24 times. Also, our lures are toxin free with no need for nasty poisons, so you know it's safe. To learn more about the Goodnature product line head to gallagher.eu/goodnature or ask your local dealer.

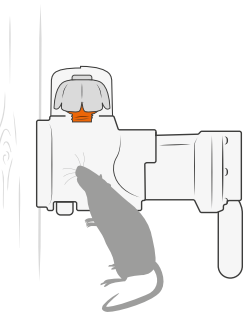
 automatic

 non-toxic

 humane

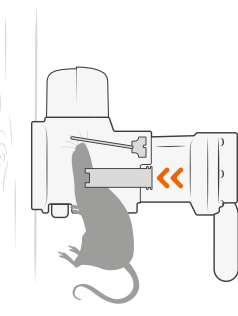


HOW IT WORKS



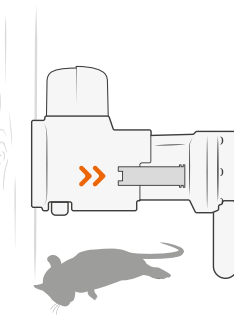
SMIFF SNIFF

Long life lure attracts pests into the trap.




KAPOW!!

Pest moves trigger, firing the trap.




AUTO-RESET

Pest drops as the trap resets itself automatically.



SMIFF SNIFF

Lure continues to attract for constant control.



SCAVENGED

Different species scavenge the dead carcasses from below the trap.



Have questions or need tips?
visit - gallagher.eu/goodnature



THE A24 TRAPPING KIT

IT ALL STARTS WITH A SNIFF

Our traps are a little different from others. They use CO2 which allows them to automatically reset. The rat or mouse enters the A24 through the opening at the bottom of the trap. Enticed by the lure, the rat or mouse sticks its head up causing the trigger to trip and fire a striker powered by CO2, instantly killing the rodent. Seconds after this, the A24 resets and is ready for the next pest, giving you constant control.

Starter Trap Kit

Article number 483339

Poison-free trap that controls rats and mice quickly and painlessly. After the trap goes off, the pests are not stuck and the trap automatically resets 24x using a CO2 cartridge. This allows you to catch several rats or mice without having to reset the trap. When the trap is set outside, the carcass can be safely eaten by another (wild) animal.

Smart Trap Kit

Article number 483179

Poison-free trap that quickly and painlessly controls rats and mice. After the trap goes off, the pests do not get trapped and the trap automatically resets itself 24x. Through the free Goodnature app, you can see how often the trap has been set off and when the CO2 cartridge and lure needs to be replaced. You can also receive a notification when the trap has gone off.


Professional Trap Kit

Article number 483360

Poison-free walk-in trap that quickly and painlessly controls rats and mice. Automatically resets itself 24x via a CO2 canister. Connected to the free Goodnature app. The robust box keeps the trap and dead rodents out of reach of pets and children and can be locked with a key. The box can be screwed to a wall. This makes this kit a very secure solution with minimal risk of theft.

TRAP SAFELY

We've done extensive testing to ensure that the striker in our A24 traps goes off every time, without fail. Whenever there is a pest in your trap, you can trust that the trap will do its job, the animal will not suffer, and you aren't using nasty toxins that could harm the environment, pets, or children.



A18 Grey Squirrel Trap Kit

Article number 483308

Poison-free trap that quickly and painlessly controls grey squirrels. Once the trap goes off, the squirrel does not get stuck, and the trap automatically resets itself 18 times. This allows you to catch multiple grey squirrels without having to reset the trap manually. The carcass of the trapped animal can be safely eaten by another animals, as it is not stuck or poisoned. Approved and legal for use in England, Scotland & Wales.



Smart upgrade pack

Article number 766882

Connect your Goodnature trap to your smartphone. Turn the cap on the trap and download the free Goodnature app. In the app, you can see how many rats or mice the trap has controlled, the time, temperature, location and receive a notification when the trap has gone off. You can also see in the app for each trap how long the CO2 canister and lure last. It also contains a CO2 canister and lure.



Rodent Detector Cards

Article number 483025

Our Rodent Detector Cards help you think like a rat. It's important that you assess - don't guess - where to position your A24 Trap.

The detector cards show you where rats and mice in your area feel safe to eat, therefore where you need to install your trap. This might be somewhere different from where you've seen or heard them.

The cards contain our long-life lure for rats and mice. By checking out the bite marks on the cards after a few nights, you'll know where your pests are eating and exactly where to position your trap.



A24 6 month top

Article number 483124 chocolate

Article number 483131 nut butter

Our top up pack has everything you need to keep your Goodnature A24 trap attracting and killing rats and mice, for another six months.

Once installed and activated, the automatic paste pump will dispense fresh paste into your trap for six months, ensuring it smells delicious to rats and mice.

The CO2 gas canister will repower your trap for another six months or 24 kills, whichever one comes first. It'll keep your trap firing and resetting without you having to lift a finger.



Rat & Mouse Lure Pouch

Article number 755015 (10) chocolate

Article number 483117 (10) nut butter

Goodnature® Rat & Mouse Lure is long-life and toxin-free. It's so attractive to rats that 24 out of 24 choose it as their last meal!

Because our lures are toxin-free, they're safe for you, your pets and wildlife. It has been scientifically formulated for long lasting attraction in all environments.

The lure can be used to pre-feed the area around your trap, to encourage rodents toward the trap.

Pouch size: 200g



toxin free

CO2 Canister

Article number 725056 (30 Pack)

The CO2 canister is what powers the A24 Trap, enabling it to automatically reset and kill 24 rats or mice before it needs replacing.

To maximize the life of your trap, we recommend using Goodnature® CO2 canisters.



Automatic Lure Pump

Article number 758702 chocolate

Article number 483094 nut butter


The Goodnature® Automatic Lure Pump is designed to make it easier to keep rats and mice under constant control.

The lure pump is a set-and-forget system, reducing the number of times you need to check your trap to just twice a year. Once installed and activated, the lure pump refreshes your trap with non-toxic lure steadily across six months.

Ensuring your trap has fresh lure increases your trapping success.



toxin free



Trap Box

Article number 483223

Turns the Goodnature A24 into a walk-in rat- and mousetrap. It thus keeps dead rodents and the trap itself out of sight and out of reach of curious pets, children and the public.

The box can be locked with a key and screwed to a wall. This makes this box a highly secure solution with minimal risk of theft.



A24 Trap stand

Article number 725643

The Goodnature® A24 Trap Stand is great for when your rodent problem is indoors or you need to move your trap around to target multiple rodent hot spots. It's perfect for when you don't have a tree, post or a wall space to attach the trap to - like gardens, ceilings, sheds or under your sink. Plus, the tray makes it easy to dispose of dead pests without touching them.



A24 trap mount

Article number 750836

Having an extra trap mount up your sleeve will make it easier for you to move your A24 trap between different locations. With the already installed mounting brackets you can easily move your trap from one location to the next, without further need for tools.



Blocker for A24

Article number 483018

We've designed our A24 trap to target specific pests only. The chance of trapping anything you want to protect is very small. While the Blocker for A24 isn't a necessity, as some animals can be inquisitive, it's extra protection you can take for peace of mind. If you have very small pets that are free to roam near the trap, we recommend adding the Blocker for A24. For more information, check out our advice for safe trapping near pets.

Made from 100% recycled plastic.



A24 Lure Basket

Article number 081936

Holder for filling your own bait, compatible with Goodnature A24.



Digital Strike Counter Goodnature A24

Article number 745696

The Goodnature® Digital Strike Counter will do the counting. When the counter hits 24, you know it's time to replace the CO2 gas canister. The compact digital counter slides onto the CO2 gas canister of your trap.



goodnature®

Your Goodnature® dealer:

T +44 (0)247 647 2825
E info.uk@gallaghereurope.com

Colour and appearances may slightly differ to those of the actual items.



1162ENG © 2023